

TREATMENT PLANT APPROVAL 05/2025
Plumbing and Drainage Regulation 2019, part 4.



Approval

1. The **ACE1200** (“the system”) described in the Specifications and Drawings in the attached Schedule, manufactured and supplied by **FujiClean Australia Pty Ltd** (ABN 74 129 181 317) (“the manufacturer”), has been assessed in accordance with
 - (a) section 19 of the *Plumbing and Drainage Regulation 2019*
 - (b) the Queensland Plumbing and Wastewater Code published on 26 April 2024.
2. A Treatment Plant Approval (TPA) is granted for an **Advanced secondary quality** with **nutrient reduction** wastewater treatment system subject to compliance by the manufacturer with the requirements of the *Plumbing and Drainage Act 2018* and the conditions of approval detailed below.
3. This approval, the conditions of approval, and the Schedule comprise the entire TPA document.
4. Any modification by the manufacturer/supplier to the design, drawings or specifications scheduled to this approval must be approved by the Chief Executive.

Conditions of approval

5. The manufacture, installation, operation, service, and maintenance of the system must conform with the conditions of this TPA.
6. The system, when tested by a certification accreditation body in accordance with AS1546.3:2017, was found to comply with the **Advanced secondary quality 8 EP/1200L** level. The system was also assessed on its ability to reduce **nutrients**. The system must continue to meet the following effluent criteria:
 - (a) Advanced secondary quality treatment

Table 2.1 (Abrev) AS1546.3:2017 Advanced secondary effluent compliance criteria for an STS

Parameter	Advanced secondary effluent	
	90% of Samples	Maximum
BOD ⁵	≤ 10 mg/L	20 mg/L
TSS	≤ 10 mg/L	20 mg/L
<i>E. coli</i> [*]	≤ 10 cfu/100 mL	30 cfu/100 mL
FAC [‡]	Minimum 0.5 mg/L [†]	N/A
Turbidity [§]	N/A	10 NTU

* Where disinfection is required

‡ Where chlorine disinfection is required

† Minimum level, not 90% of samples

§ Where UV light is used for disinfection

TREATMENT PLANT APPROVAL 05/2025
Plumbing and Drainage Regulation 2019, part 4.



(b) Nutrient reduction capacity

During the testing of the system, the treated effluent was tested for total Nitrogen (TN) and total Phosphorus (TP) concentrations. The system has the capacity to reduce the TN and TP concentrations as follows:

- Total N an average of 70.63 mg/L to 14.79 mg/L which represents a reduction of **79.05%**
 - Total P an average of 12.08 mg/L to 10.33 mg/L which represents a reduction of **14.50%**
7. Each system must be serviced in accordance with the Certificate of Conformance issued by Global Certification Pty Ltd (certificate number 5627-3568-01) on 07 February 2024, and details supplied in the owner's operation and maintenance manual.
8. Each system must be supplied with —
- a. a copy of this Treatment Plant Approval document
 - b. details of the system
 - c. instructions for authorised persons for its installation
 - d. a copy of the owner's manual to be given to the owner at the time of installation
 - e. detailed instructions for authorised service personal for its operation and maintenance.
9. At each anniversary of the Treatment Plant Approval date, the supplier must submit to the Chief Executive a list of all systems installed in Queensland during the previous 12 months. Where the Chief Executive is notified of any system failures the Chief Executive may randomly select several installed systems for audit. The Chief Executive will notify the supplier's nominated NATA accredited laboratory which systems are to be audited for BOD⁵ and TSS. The sampling and testing of the selected systems, if required, is to be done at the supplier's expense. The following results must be reported to the Chief Executive;
- a. Address of premises
 - b. Date inspected and sampled
 - c. Sample identification number
 - d. BOD⁵ for influent and effluent
 - e. TSS for influent and effluent.
10. The Chief Executive may, by written notice, cancel this approval if the manufacturer/supplier fails —
- a. to comply with one or more of the conditions of approval, or
 - b. within 30 days, to remedy a breach, for which a written notice been given by the Chief Executive.
11. This approval may only be assigned with the prior written consent of the Chief Executive.

TREATMENT PLANT APPROVAL 05/2025
Plumbing and Drainage Regulation 2019, part 4.



12. This approval expires on 19/02/2030 unless cancelled earlier in accordance with paragraph 10 above.

Lindsay Walker



Director

Plumbing, Drainage and Special Projects

Date approved: 19 February 2025

Level 15,
53 Albert Street Brisbane
GPO Box 2457, Brisbane Qld 4001
Website www.hpw.qld.gov.au
ABN 61 331 950 314



TREATMENT PLANT APPROVAL 05/2025
Plumbing and Drainage Regulation 2019, part 4.

SCHEDULE

ACE1200

Attachment 1 – Global Certification Certificate 5627-3568-01

Attachment 2 – ACE1200 – Owner's manual

Attachment 3 – ACE1200 Schematics diagrams

TREATMENT PLANT APPROVAL 05/2025
Plumbing and Drainage Regulation 2019, part 4.

Attachment 1 – Global Certification Certificate 5627-3568-01



PRODUCT CERTIFICATE OF REGISTRATION

FujiClean Australia Pty Ltd

59 Computer Road, Yatala, QLD 4207, Australia

Product Performance Testing

AS 1546.3:2017

Advanced Secondary 1200 Litres per day (8EP) Level with a reduction of 79.05% for Nitrogen and 14.50% for Phosphorus

Model	Disinfection	Average Results over the Test Period	Servicing Frequency	Discharge	Manufactured and assembled	
FujiClean ACE 1200 8EP Advanced Secondary System AWTS	Yes	TSS 2.9mg/l BOD5 <2mg/l Total Nitrogen 14.79mg/l Phosphorus 10.33mg/l Turbidity 3.63NTU E coli <1CFU/100ml	3 monthly. Sedimentation pump out 5 yearly or when required	Pumped via disinfection/pump chamber with chlorine dispenser	Manufactured and Assembled: 59 Computer Road, Yatala, QLD 4207, Australia	
Description	Total Size	Sedimentation Chamber	Anaerobic Filtration Chamber	Aerobic Contact Filtration Chamber	Clarification Chamber	Disinfection/Pump Chamber
Working capacity	3,265 L	1,114 L	982L	580L	281L	308L
Total capacity 4,369 L						
Emergency storage capacity 1,104 L						

This Certificate of Conformance to the Product Certificate Scheme for "Domestic Wastewater Treatment Units (AWTS)" remains the property of Global Certification Pty. Ltd. and is granted subject to the terms and conditions of the Contract Application, in respect of the Product certified on this page and the attached schedule to the Certification of Conformance, bearing the same number as this certificate.



Managing Director



CERTIFICATION DATE:
16 March 2019

DATE OF ISSUE:
7 February 2024

EXPIRY DATE:
15 March 2029

CERTIFICATE #:
5627-3568-01

 GLOBAL CERTIFICATION

Global Certification Pty Ltd
Level 1, 135 Queen Street, Cleveland, 4163 QLD
1300 495 855 | www.globalcertification.com.au

Global Certification Pty Ltd is accredited by The Joint Accreditation System of Australia and New Zealand (www.jas-anz.org/register) – accreditation number: 24480410AC

TREATMENT PLANT APPROVAL 05/2025
Plumbing and Drainage Regulation 2019, part 4.

Attachment 2 – ACE1200 – Owner's manual



DOMESTIC WASTEWATER TREATMENT SYSTEM

FUJICLEAN ACE

Owner's Manual



Ver.12: 5 June 2024

TREATMENT PLANT APPROVAL 05/2025

Plumbing and Drainage Regulation 2019, part 4.

Dear Customer,

Thank you for choosing a FujiClean Wastewater Treatment System. Please read this owner's manual carefully before using FujiClean ACE and keep for future reference.

The information contained in this manual is subject to change without notice. Please contact us via www.fujiclean.com.au for current updates.

TABLE OF CONTENTS

1	SAFETY PRECAUTIONS.....	1
2	OVERVIEW	2
3	TREATMENT PROCESS	3
4	MAINTAINING YOUR SYSTEM.....	4
5	OPERATION OF REMOTE ALARM PANEL.....	5
6	WARRANTY REPAIR & POLICY	6
	WARRANTY.....	7

1 SAFETY PRECAUTIONS

Read the safety precautions carefully before operating the system.

The contents of this section are vital to ensure safety. Please pay special attention to the following signs.

⚠ WARNING: This symbol refers to a hazard or unsafe practice which can result in severe personal injury or death.

⚠ CAUTION: This symbol refers to a hazard or unsafe practice which can result in personal injury and/or the potential for product or property damage.

⚠ WARNING

Electrical safety

- Do not open the electrical box. There are no user serviceable parts inside. The system shall be maintained by a service agent approved by the local council.

Fall prevention

- Make sure the access covers are securely closed to prevent children from entering the tank.
- Report to the service agent if any cracks or damage is found on the access cover.

⚠ CAUTION

Preventing overload on the tank

- No vehicle shall approach within installed area of FujiClean system. Always maintain the system installed area free of all vehicle traffic. Parking a vehicle nearby the system may cause significant damage to the system.

Prevention of public health risk

- Do not use treated water for human consumption, livestock watering or irrigating edible crops.

Access Cover Lids

- Make sure there is no vehicular traffic loads applied on the access cover lids during the installation and operations. Unless there is any reason, please refrain from standing on the access cover lids.

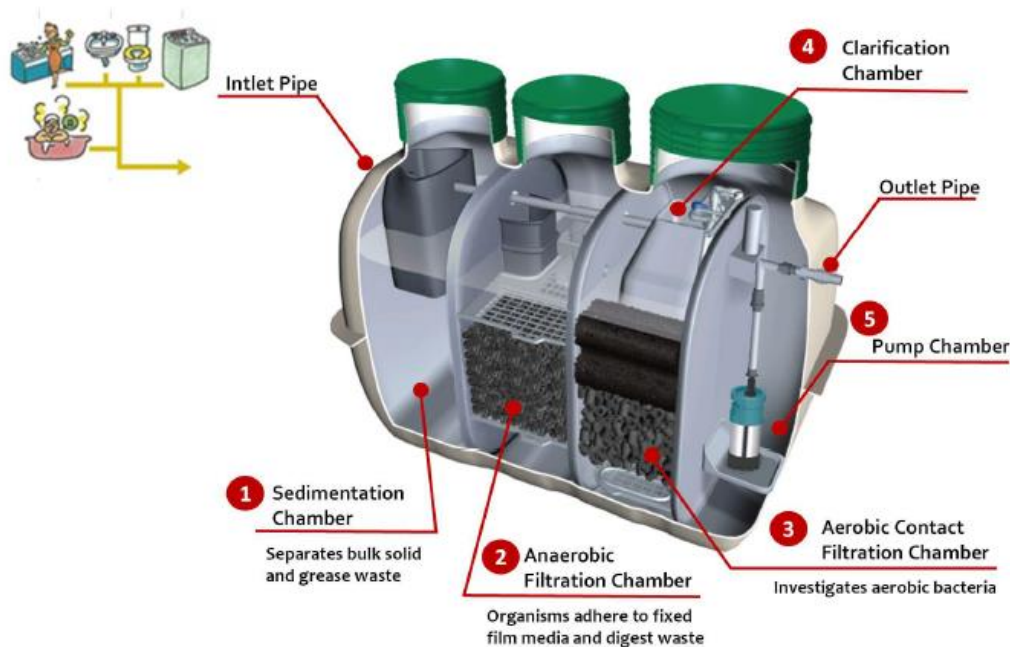
2 OVERVIEW

What is an AWTs?

An Aerated Wastewater Treatment System (AWTS) is a small-scale onsite sewage treatment plant. An AWTS uses the processes of aeration followed by clarification to achieve biological treatment of wastewater.

FujiClean ACE is an AWTS designed to comply with the Australian Standard 1546.1 and 1546.3 (2017) and to meet each state and territory in Australia's regulatory requirements.

FujiClean ACE Treatment System



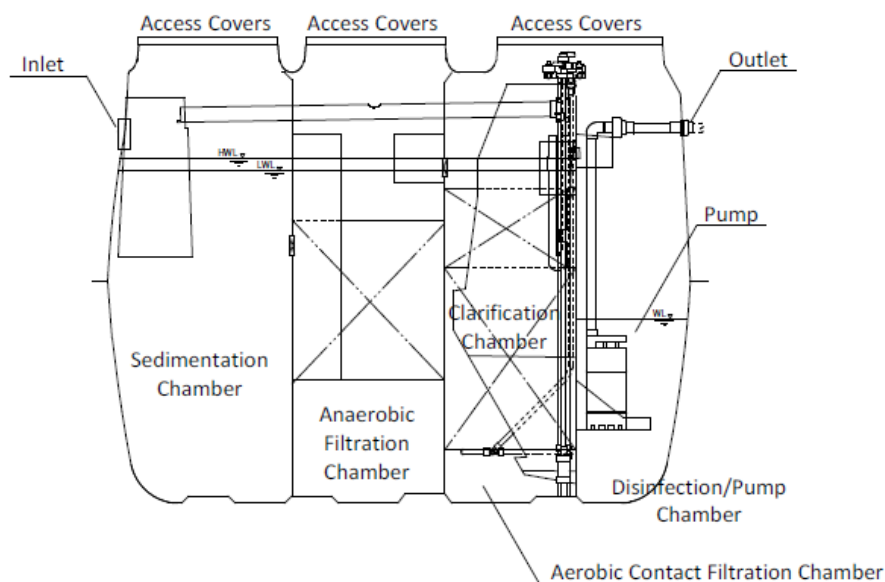
FujiClean ACE is designed to treat all household wastewater from the kitchen, bathroom, toilet and laundry area and is capable of producing Advanced Secondary Quality Effluent as specified below. The daily design flow rate of FujiClean ACE is 1,200 L/day.

- BOD equal to or less than 10mg/L
- Suspended Solids equal to or less than 10mg/L
- Thermotolerant coliform less than 10cfu/100mL

What is BOD?

Biochemical Oxygen Demand (BOD) is a standard measure of water quality. It is a measure of the amount of oxygen (mg/L) consumed by natural, biological processes, like bacteria, which break down organic matter. A higher BOD indicates poor quality of water.

3 TREATMENT PROCESS



Sedimentation Chamber

This chamber is designed to physically separate the solids from the incoming water.

Anaerobic Filtration Chamber

This chamber contains a spherical-skeleton type of filter media. Through bacterial growth processes on the surface of the filter media, biological anaerobic treatment thrives while suspended solids are captured. Furthermore, the bacteria in this chamber convert nitrates in the recirculated water returning from the aerobic chamber to gaseous nitrogen. The nitrogen then escapes to the atmosphere.

Aerobic Contact Filtration Chamber

The aeration chamber consists of upper section with net-block media and lower section with net-hollow-cylindrical media. Organic matters are decomposed by micro-organism/bacteria on the media surface while suspended solids are captured in media. Furthermore, suspended solids accumulated on the bottom are constantly transferring to the sedimentation chamber by a recirculation air-lift pump.

Clarification Chamber

This chamber is designed to temporarily store treated water flowing from the aeration chamber. In this chamber, the suspended solids settle to the bottom and are returned to the sedimentation chamber.

Disinfection/Pump Chamber

The treated water from the clarification chamber passes through the chlorinator for final disinfection. After disinfection, the treated effluent is stored. This treated water is ready for discharge.

4 MAINTAINING YOUR SYSTEM

Owner's Responsibilities

The owner is responsible for:

- Ensuring the system is always operating efficiently.
- Promptly fixing the system when problems are detected.
- Ensuring the system is inspected and serviced quarterly by a qualified service technician.
- Ensuring the system is desludged when it is required.

To ensure the overall health and performance of your FujiClean wastewater treatment system, FujiClean Australia recommends a desludge of the system every 3 years, or earlier if the maximum accumulated sludge and scum levels are reached as specified by the manufacturer. The desludge frequency will depend on sludge and scum accumulation levels, which varies depending on usage. Your FujiClean service agent will measure the sludge depth at every service interval and will advise you when desludging is required.

⚠ **CAUTION:** Any problems caused due to the neglect of the quarterly service being carried out or disregarding the advice from your FujiClean service agent on an appropriate timing of desludging, will immediately void warranty.

Tips for Trouble-Free Operation

Below is a guide on good maintenance procedures, which you should follow:

- Keep your household's water usage well below the system's daily design flow rate.
- Do not switch off the power to the system even if you are going on holidays. If extended periods of non-use are anticipated, contact your service agent.
- Do not use more than the recommended amounts of detergents.
- Do not put fats and oils down the drain and keep food waste out of your system.
- Do not put bleaches, disinfectants, whiteners, nappy, soakers, spot removers in large quantities into your system via the sink, washing machine or toilet.
- Do not allow foreign objects such as sanitary napkins, nappies, baby wipes, and other hygiene products to enter the system.
- Do not dispose of chemicals down the drain. The list below shows examples of chemicals which are considered harmful to the system.
 - Medicines
 - Paint, Paint Thinners and Paint Strippers
 - Solvents
 - Pesticides and Herbicides
 - Motor Oil, Petrol, Antifreeze, Break Fluid and Other Automotive Fluids

Regular Maintenance

The effective operation of the system is dependent on regular maintenance. It is to be serviced **EVERY 3 MONTHS** by a FujiClean authorised service agent.

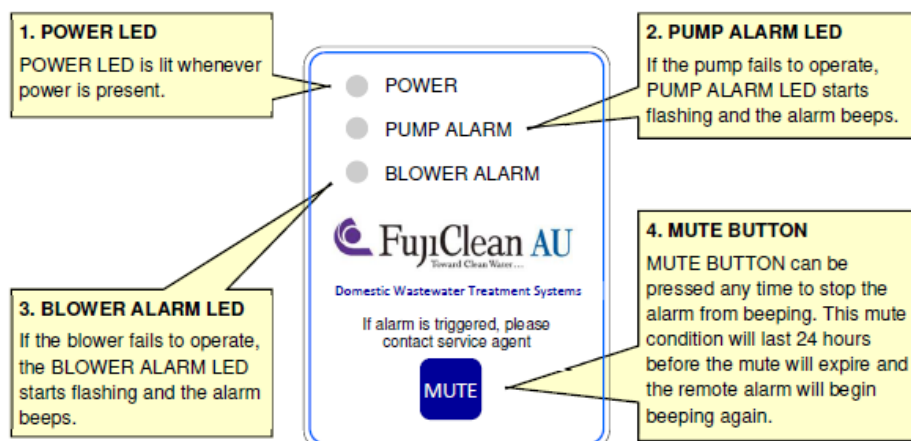
Regular maintenance involves periodic removal of excessive sludge and scum build-up from the system. The frequency of removal depends on the system's loading.

Consumable parts for the blower such as air filter and diaphragms need to be replaced regularly. The recommended replacement interval for these parts is between 12 months to 24 months.

Irrigation Area/Disposal

There are certain requirements and laws for the irrigation system for the disposal/reuse of the treated wastewater. The irrigation system must be designed and installed by qualified professionals by law, and in accordance with the requirements of your local, state and/or Australian standards.

5 OPERATION OF REMOTE ALARM PANEL



Normally when the system is operating correctly, only the green POWER LED is lit to indicate that power is available.

Pump Alarm

If the pump fails to operate, the PUMP ALARM LED starts flashing in red and the alarm beeps. In such cases, please contact the service agent and minimise your water usage until the problem has been rectified.

Blower Alarm

If the blower fails to operate, the BLOWER ALARM LED starts flashing in red and the alarm beeps. In such cases, please contact the service agent and minimise your water usage until the problem has been rectified.

Muting and Resetting

The mute button can be pressed at any time to stop the remote alarm from beeping. This mute condition will last 24 hours before the mute will expire and the remote alarm will begin beeping again. Note the mute timeout period will reset whenever the mute button is pressed so the user can press mute before going to bed to reduce disturbance during the night.

Once an alarm condition exists, the associated alarm LED will flash. Pressing the MUTE BUTTON will only silence the alarm. If the "Fault" condition still exists, then the fault will continue to be indicated. However, should the fault clear then the alarm condition will automatically reset and both audible and visual alarms will be cleared.

If at any stage a new alarm condition occurs the mute will be overridden also expire and the alarm will begin beeping again.

CAUTION – WHEN THERE WAS POWER OUTAGE

With the FujiClean remote alarm panel with battery backup you will be notified by alarm beep when your FujiClean system lost power. However, when there was a power outage it is highly recommended to check if the air blower and the submersible pump are still operating so your FujiClean system works properly.

6 WARRANTY & REPAIR POLICY

Warranty Period

- Structural tank: 15 years from the date of commissioning
- Riser, Blower Box, Access Cover Lids: 2 years from the date of commissioning
- Electrical components: 2 years from the date of commissioning

Scope of Warranty

FujiClean Australia would repair defects of a FujiClean wastewater treatment system for free of charge when it was confirmed that the system was installed by a licensed plumbing contractor and serviced quarterly by an approved FujiClean service agent AND the defects in structure and function was caused by responsibility of manufacture within the above warranty period.

However, the repair would NOT be covered by FujiClean Australia when:

- consumable parts (i.e. disinfectant, diaphragm assembly, air filter) failed.
- there is no service agreement in place between customer and service agent.
- the system was not properly installed as per this installation instruction.
- the electrical components were not properly wired or mounted.
- the system was broken down or damaged as a result of retrofitting, improper repair, or any other changes outside the instruction manual.
- the damage occurred a result of moving the electrical parts (i.e. air blower).
- the damage occurred by heavy loads and vibration of any vehicle.
- the damage resulted from natural disasters such as flood, fire, earthquake or lightening, problems with electrical power such as power surges or incorrect voltages.
- the damage resulted from any other accident, inappropriate handling, machine or building foundation, foreign objects, chemicals.
- any trouble caused by excessive amount of inflow and foreign substances as described on page 2.

Contacts

FujiClean Australia Pty Ltd.
PO BOX 1230 Oxenford QLD 4210
Ph: 1300 733 619
Website: www.fujiclean.com.au
Email: info@fujiclean.com.au

TREATMENT PLANT APPROVAL 05/2025
Plumbing and Drainage Regulation 2019, part 4.



WARRANTY

The rights expressed in this warranty are in addition to other consumer rights and remedies under a law in relation to the goods or services to which the warranty relates.

Our goods come with guarantees that cannot be excluded under the Australian Consumer Law. You are entitled to a replacement or refund for a major failure and for compensation for any other reasonably foreseeable loss or damage. You are also entitled to have the goods repaired or replaced if the goods fail to be of acceptable quality and the failure does not amount to a major failure.

The FujiClean product is warranted by FujiClean Australia Pty. Ltd. against defects in material and workmanship, under normal use and service, for the following warranty periods from the date of commissioning.

Structural Tank:	15 years	Electrical Components:	2 years
Access Cover Lids, Risers, Blower Box:	2 years	Other components:	2 years

Within the warranty period, any component forming part of the FujiClean Product which is determined by FujiClean Australia to be defective will be repaired or replaced by an authorised FujiClean service agent.

This warranty only applies if the product has been installed in accordance with the manufacturer's installation guidelines and serviced by a FujiClean Australia's authorised agent. The warranty does not cover damage resulting from use of accident, incorrect installation, misuse, neglect of periodical service and desludge, blockages, abuse, heavy loads such as any vehicle, machine or building foundation, foreign objects, root intrusion, chemicals, natural disasters such as flood, fire, earthquake or lightning, problems with electrical power such as power surges or incorrect voltages, repairs by unauthorised persons or exposure to abrasive or corrosive substances. This warranty does not apply to and shall not warrant any material or product that has been repaired or modified without prior approval from the manufacturer. This warranty does not cover consumable items unless the fault, defect existed at the time of purchase. Labour and travel related time and expense to replace any faulty parts including call out fee is not covered by the warranty.

Please fill out the following details completely and store in a safe place. To claim under this warranty, owner should contact FujiClean authorised service agent or FujiClean Australia Pty. Ltd.

Owner Details

Name:

Address:

Postcode:

Phone: Email:

Product Model Number: FujiClean ACE

Serial Number: Date of Commissioning:/...../.....

Installer Details

Company:

Address:

Postcode:

Phone: Email:

TREATMENT PLANT APPROVAL 05/2025

Plumbing and Drainage Regulation 2019, part 4.

Attachment 3 – ACE1200 – Schematic diagrams

